

# Green-Schools Seminar 2011 Litter and Waste

Ali Sheridan



**International Environmental  
Programme**

**Long Term  
Programme**

**Holistic**

**Ethos**

**Award Scheme**

**Whole-School Action**



Schools

Sponsors

Industry



Partnership

An Taisce

Local  
Authorities

# Themes




Litter and Waste



Energy



Water



Travel



Biodiversity

New Themes

*Citizenship*

*Climate Change*

# Green-Schools in Ireland

3,547 schools registered

Over 83% of all  
schools in Ireland



700,000 + students  
48,000 + teachers

2310 Schools awarded  
the Green Flag

# Phases

Registration

Implementation

Application

Renewal



# Implementing the Programme

2. Environmental Review

3. Action Plan



4. Monitoring and Evaluation



1. Green-Schools Committee



5. Curriculum Work



7. Green Code



6. Informing and Involving



# Remember!



- Situation will vary from school to school
- Green-Schools is a structured but **FLEXIBLE** programme

# 1. Green-Schools Committee

- Students (N.B.)
- Co-ordinator
- Teaching Staff
- Non-teaching staff
- Principal
- Caretaker
- Parents
- Community Members
- Election
- Meetings



**MINUTES!!**

## 2. Environmental Review

- Where we are at now
- Identify and quantify the initial situation
- Litter and Waste Survey
  - What is going into the bin?
  - How much waste is going to landfill?
  - How much waste is being recycled?
  - Is there a litter problem?

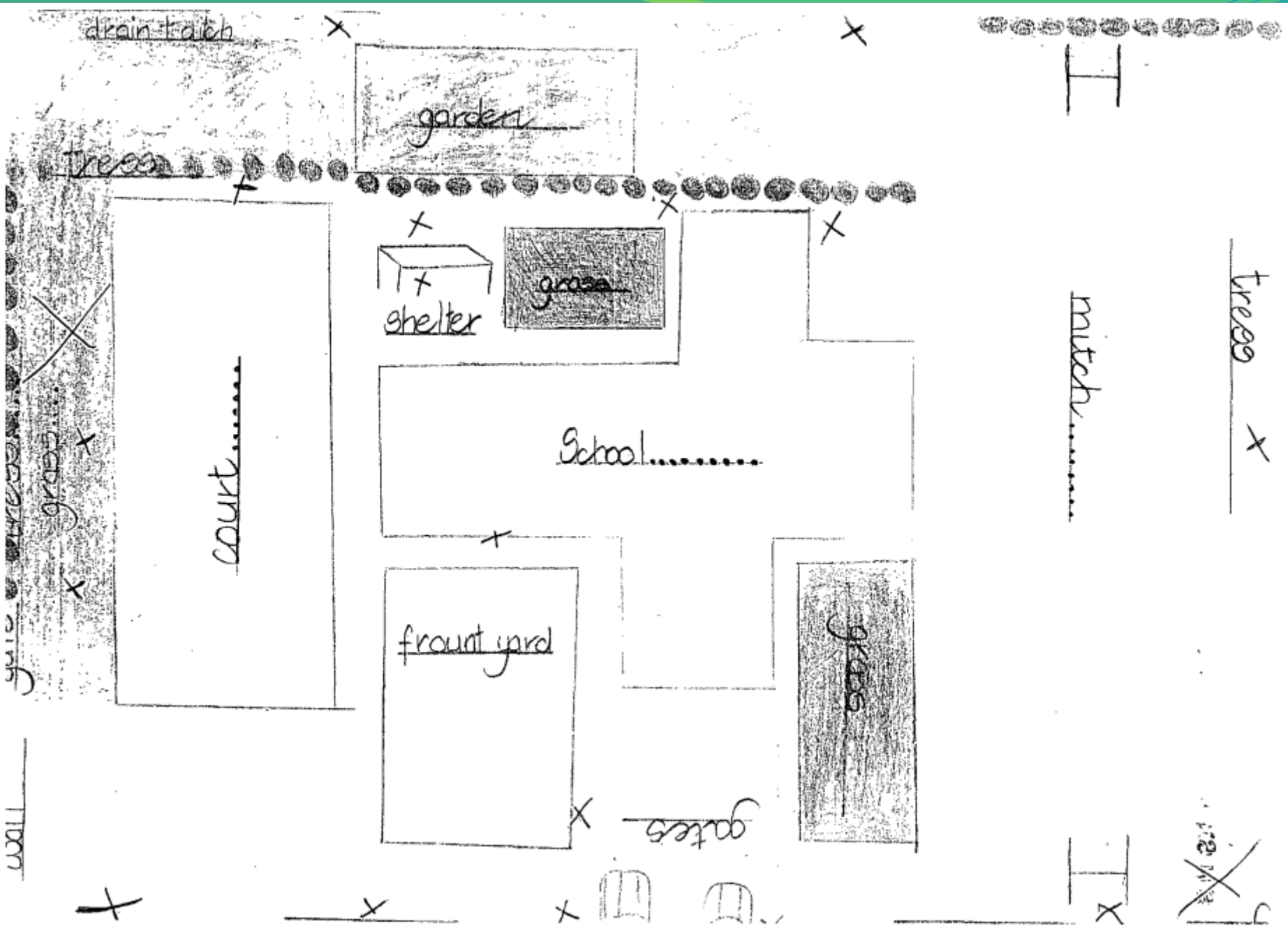


**Check out your Litter and Waste Resources for an example of an Environmental Review!**

## 2. Environmental Review

- Checklist
- Waste Audit
- Maps
- Questionnaires
- Bags/bins





trees X

match

~~gates~~

# 3. Action Plan

- Use findings from Environmental Review to set realistic, quantifiable targets
- Table format
- Person/group responsible
- Timeframe
- Ongoing
- Display on **Notice Board**



**Target: To reduce the amount of litter in the school by 50% in 6 months**

<b>Action</b>	<b>Person Responisble</b>	<b>Time</b>	<b>Completed</b>
Anti-litter poster campaign	Junior Pupils	Month 1	Done
Anti-litter presentation to schools	Senior Pupils	Month 1	
Newsletter to parents describing Green-Schools	Senior Pupils	Month 1	Done
Display litter graphs on the Green-Schools notice board *	Committee	Month 1	Done
Monitor litter in school	Rotate responsibility between pupils in each class	On going	
Update charts on Green-Schools noticeboard	Committee	On going	Done
Review targets	Committee	Month 3	
Repeat awareness raising activities	Junior and senior pupils	Month 4	
Review targets	Committee	Month 6	
Celebrate success	Whole school	Month6	

**Goal:** to reduce the amount of litter in the school grounds

<b>Action</b>	<b>Person/group responsible</b>	<b>Timing</b>
Litter survey	Pupils on committee	October '06
Explain to pupils the problem popcorn bags are causing	Pupils from committee	October 06
Ban all popcorn bags. Popcorn still allowed but must be in reusable boxes	Margaret Meskell to discuss with principal	October 06
Note to inform parents	Deirdre Treacy	October '06
Litter wardens	Tara: badges M. Meskell: gloves & containers Class rota: pupils from committee	October '06
Litter review	Pupils from committee	November '06

# 4. Monitoring and Evaluation

- Carried out by the pupils
- Check your progress
- Follow-up Litter and Waste Surveys - Mini-reviews
- Litter Wardens/Bin Monitors
- Collect bills
- Check and Revise Action Plan
- Keep all records for application
- Graph and display results – NB!



LITTER  
REVIEW

# May 2009

J= JUNIOR  
M= MIDDLE  
S= SENIOR

LITTER WARDEN

Mon	Tue	Wed	Thu	Fri	Sat	Sun
				1 	2	3
4	5 M 	6 S 	7 J 	8 N 	9	10
11 J 	12 I 	13 S 	14 S 	15 S I behaved well today	16	17
18 M I behaved well today	19 M 	20 S 	21 M 	22 M 	23	24
25 M 	26 M 	27 S 	28 S 	29 S 	30	31

# 5. Curriculum Work

Subject	Topic
Geography	Climate Change, Global Warming, Human and Natural Environment
Biology	Pollution, Recycling, CC, Aquatic Environments, Eutrophication
CSPE	Stewardship and Care for the Environment
Art	Posters, awareness campaigns
Science	Water Treatment, Water Cycle, Water Hardness and Water Conservation, Water Pollution
Maths	Charts, Graphs
IT	Compiling findings
Home Ec	Water Conservation, Composting, FairTrade
English	Debates, public-speaking, Green-Code, articles for local newspapers, newsletters

# 6. Informing and Involving

- **Green-Schools Notice Board**
- **Questionnaires/surveys for home**
- Intercom –thought of the day
- Quizzes
- Local Press
- Parish/School Newsletter
- Website
- Parents/Grandparents/Neighbours
- Open Day
- Text-a-parent
- Letters
- Local radio interviews

- **Day of Action**





# Day of Action

Raise awareness of Green-Schools within and beyond your school

Involve the wider community

- National Spring Clean
- Open Day, Clean-up, Fashion Show, Concert
- Gallery - posters
- Tidy Towns



# National Spring Clean

- [www.nationalspringclean.org](http://www.nationalspringclean.org)

- April 1 -30<sup>th</sup>

- Ian Diamond

- 01 – 400 2219

- [nsc@antaisce.org](mailto:nsc@antaisce.org)



# 7. Green Code

Aim: To state the objectives that demonstrate the school's commitment to environmentally-friendly actions

- Competition
- Rap/song/poem
- Code of Conduct
- Display on Green-Schools Notice Boards



*“Make the world glitter , recycle, don’t litter”*

St. Finian’s NS

*“The environment is fitter without the litter”*

Tubber NS

# Health and Safety



- Health and Safety Policies
- Supervision
- Gloves
- Be aware of dangerous areas and insurance policies

**Prevention**

**Minimisation**

**Re-Use**


**Recycling**

**Energy Recovery**

**Disposal**

# Prevention and Minimisation

- Double-sided printing
- Spell-check the document
- Avoid using disposable products, purchase durable goods rather than short life ones – e.g. Rechargeable batteries, low energy light bulbs
- Try to repair items rather than throwing them away
- Lunch boxes



# Reuse

- Old bottles and jars –storage
- Yoghurt pots, milk cartons – planters
- Scrap Box for paper
- Envelopes (re-use labels)
- Art
- Shredded Paper



# Recycling

- Paper
- Cardboard
- Plastic
- Tetra pak cartons
- Aluminium cans



Any local collections – mobile phones, ink cartridges, stamps

# Composting

- What can I compost at school?
  - Shredded paper
  - All fruit and veg waste
  - Tea bags/ coffee grounds
  - Pencil parings
  - Kitchen paper



# Case Study 1:

## Convent Primary School , Co. Cork

- Lunch box initiative
- Wormery and a composter: skins, peels, tea-bags, withered flowers form nature tables, used shredded paper, left over food from cookery classes
- Litter Wardens who kept a close eye on classroom, yard and general school litter
  - Announcements at assembly
- it was decided to recycle (i) old phones (ii) used batteries (iii) Christmas stamps (iv) used ink cartridges

# Cont'd

- Christmas Tree decorations from re-used materials.
- Surveys frequently carried out on (i) Litter, waste reduction figures ( (ii) Lunch box use
- At the end of every School Year a Green Schools Newsletter typed on green recycled paper is sent home to the parents informing them about the many Reduce, Reuse, Recycle practices which were adopted in our school during the year.

# Case Study 2:

## St. Marys Primary School, Co.

### Offaly

- 587 pupils
- Committee –13 staff and 30 pupils , meet every fortnight
- Environmental Review – internal and external waste audits, Formulated the results into graphs and charts

# Cont'd

- Action plan;
  - recycle paper, batteries, mobile phones, art materials, ink cartridges, stamps, shoe boxes and clothes.
  - Each class is designated a different day to pick up litter in the school grounds with pickers ensuring a litter free zone.
  - New lunch policy to reduce packaging waste, lunch waste is brought home in pupil's lunchbox

# Cont'd

- Action Day - everyone wore green
  - Each Child planted a crocus bulb
  - a recycling corridor was formed.
- In one year the following was achieved:
- Overall a decrease of 75% in waste production in the school!
- 4 bags of rubbish per day down to 1
- 20 bags of landfill a week down to 6

# New Application Process

- New Online Application Form
- We encourage you to email us the forms
- Recommendations
- Assessment Visit
- National Awards Ceremony



# New Application Form

- Online PDF
- Available on Website
- 18 Questions
- Online guide on how to complete the form

The image shows a document titled "GSF1: Application for the Green Flag Award (Litter and Waste Theme)". At the top, there are three logos: the Green Schools logo, the "An Taisce" logo (The Environment Trust of Ireland), and the Green Flag logo. Below the logos, the text reads: "You must answer all 18 questions of this application form in full. Please ensure you have read the questions thoroughly and that you have met every requirement outlined in the checklist below before you send us in your application." It also provides contact information for the Green Schools Ireland Office: "If you have any queries regarding the application process, please contact the Green Schools Ireland Office on 01-4092102, or email us on: [gsfapplications@env.aisisce.org](mailto:gsfapplications@env.aisisce.org)".

**Checklist**

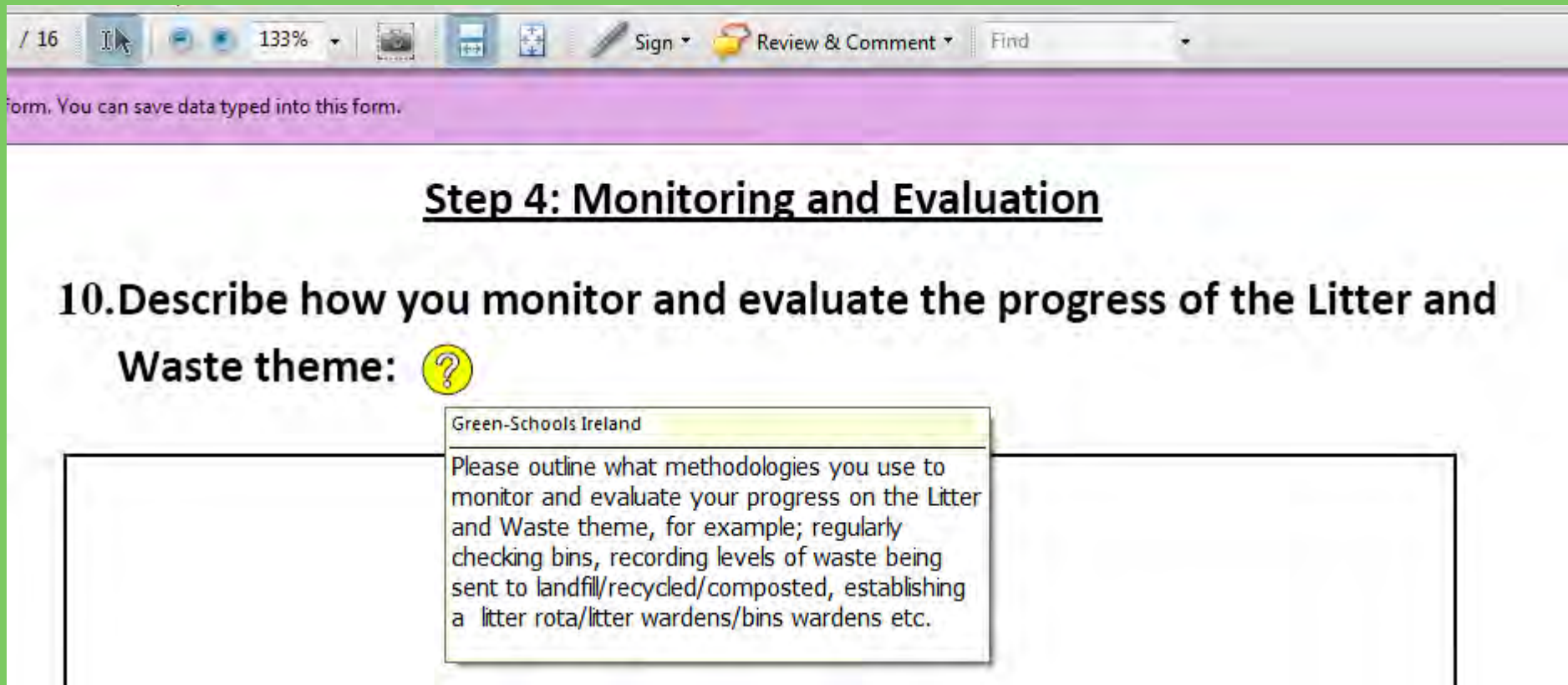
Please ensure that all the following must be in place before you submit this application form for the renewal of your Green Flag

• You school is registered with the An Taisce Green-Schools programme
• You have been working on the programme for more than one school year
• You have completed all 7 steps of the Green-Schools programme
• You have completed an Environmental Review for the Litter and Waste Theme
• You have a current Action Plan, with future targets
• You have completed an Action Day

**When you have completed this form, you can:**

- 1) Email your completed Assessment Form and additional information to [gsfapplications@env.aisisce.org](mailto:gsfapplications@env.aisisce.org)
- 2) Print the application form and post the form and additional information to:  
Green Schools Office  
Rear 1A  
Dunilly Alley  
Tralee (Eireann)  
T4600 8

- Each question has an interactive field to be filled in.
- Questions have guidance (yellow icon)




/ 16 133% Sign Review & Comment Find

form. You can save data typed into this form.

### Step 4: Monitoring and Evaluation

**10. Describe how you monitor and evaluate the progress of the Litter and**

**Waste theme:** 

Green-Schools Ireland

Please outline what methodologies you use to monitor and evaluate your progress on the Litter and Waste theme, for example; regularly checking bins, recording levels of waste being sent to landfill/recycled/composted, establishing a litter rota/litter wardens/bins wardens etc.

# Important Dates 2011/12

- Send your application to our Dublin office by:
- 1<sup>st</sup> December 2011

Flag-Raising  
Ceremony!



# Our Website

- News Blog
- Resources (by theme)
- Useful Links
- Application Forms
- Case Studies
- Competitions
- Photos
- Presentations



**WWW.GREENSCHOOLSIRELAND.ORG**

- Green-Schools woodland will be planted on the 17<sup>th</sup> November at Ballinreeshig Nature Farm, Co. Cork in conjunction with Will and Away. 3,560 trees will be planted to represent each school in the Green-Schools programme!



**Get involved and plant a tree in their school or local area and be part of the big day!**

# Thank you for your attention!

## Questions?



## Contact Us

- 01-4002202
- [greenschools@antaisce.org](mailto:greenschools@antaisce.org)

# Useful Links

- [www.greenschoolsireland.org](http://www.greenschoolsireland.org)
- [www.repak.ie](http://www.repak.ie)
- [www.epa.ie](http://www.epa.ie)
- [www.nationalspringclean.org](http://www.nationalspringclean.org)
- [www.recyclemore.ie](http://www.recyclemore.ie)

